



The Ultimate
Driving Machine



THE 5

SALOON



THE BMW 5 SERIES SALOON.




INNOVATION AND TECHNOLOGY.

- 18 BMW EfficientDynamics
- 20 BMW ConnectedDrive
- 22 Suspension and safety



EQUIPMENT.

- 24 Models
- 30 BMW Individual
- 32 Equipment highlights
- 36 Exterior colours
- 38 Interior colours
- 40 Wheels and tyres
- 41 Genuine BMW Accessories



DIGITAL DISCOVERY: THE BMW BROCHURES APP

More information, more driving pleasure: the BMW brochures app offers a digital and interactive BMW experience. Download the BMW brochures app for your smartphone or tablet now and explore new perspectives of your BMW.



「 EXPECT
NOTHING LESS. 」

ADVANCED VISIBILITY.
ADVANCED TECHNOLOGY.

GREATER VISIBILITY THANKS TO LED HEADLIGHTS II IMPROVED
AERODYNAMICS THANKS TO ACTIVE STREAM KIDNEY GRILLE AND
AIR CURTAIN II MORE FORWARD MOMENTUM THANKS TO PRECISE
SHAPES AND LINES.



DYNAMICS THAT CANNOT GO UNNOTICED.

DYNAMIC M SPORT MODEL II LARGE AIR BREATHERS II
ATHLETIC APRON II 20" BMW INDIVIDUAL V-SPOKE WHEELS





FOCUS IS ON
THE DRIVER.

DRIVER ORIENTED COCKPIT II M SPORT LEATHER STEERING
WHEEL II EIGHT-SPEED SPORT AUTOMATIC TRANSMISSION II
DRIVE PERFORMANCE CONTROL II PREMIUM MATERIALS II
PRECISION CRAFTSMANSHIP



FOLLOWS YOUR MOVEMENTS.

INTUITIVE OPTIONAL USER TECHNOLOGIES: THE INTELLIGENT
BMW GESTURE CONTROL II THE INNOVATIVE TOUCH DISPLAY II
THE INTELLIGENT VOICE CONTROL SYSTEM





A BUNDLE OF ENERGY. ¹

THE BMW 530e SALOON WITH INTERNAL COMBUSTION ENGINE AND ELECTRIC MOTOR II COMBUSTION OUTPUT/TORQUE OF 184HP/290NM II ELECTRIC OUTPUT/TORQUE OF 95HP/250NM



Image shows options not available in the UK, for further information please contact your local BMW Retailer.

AND THAT WAS JUST FOR STARTERS.

DISCOVER ULTIMATE DRIVING PLEASURE: THE UNIQUE COMBINATION OF ELEGANT AND DYNAMIC DESIGN, INTELLIGENT BMW TECHNOLOGIES AND INNOVATIVE CONTROL CONCEPTS MEANS YOU CAN FOCUS ON YOUR DRIVE. FUELED BY TOP PERFORMERS, THE BMW 5 SERIES COMBINES OUTSTANDING OUTPUT WITH POWERFUL ATHLETICS AND REACHES ALL DESTINATIONS WITH EFFICIENCY AND PURPOSE. A TRUE BUSINESS ATHLETE: **THE BMW 5 SERIES SALOON.**



BMW EFFICIENT DYNAMICS.
LESS EMISSIONS. MORE DRIVING PLEASURE.

www.bmw.co.uk/efficientdynamics

**MORE POWER
FROM LESS FUEL.**

More power from 3 to 12 cylinders. Consume less, experience more – the **BMW TwinPower Turbo engines** offer the greatest possible dynamic performance with the greatest possible efficiency thanks to the newest injection systems, variable output control and sophisticated turbocharger technology. Whether diesel or petrol, and no matter how many cylinders, the engines from the BMW EfficientDynamics engine family allow markedly more agile power delivery and outstanding responsiveness even at low rpms, while being fuel-efficient and low in emissions.

**MORE DRIVING PLEASURE,
LESS EMISSIONS.**

BMW EfficientDynamics includes not only the engine and drivetrain, but rather the whole vehicle concept, including intelligent energy management. Provided as standard in every BMW, a variety of innovative technologies contribute to continuously improving efficiency. Via engine efficiency measures, electrification, lightweight construction methods and optimised aerodynamics, BMW is striving to reduce the CO₂ emissions of its fleet.

**MORE SPEED,
LESS WEIGHT.**

Lower weight with intelligent lightweight construction. Special consideration for every last detail – intelligent lightweight construction means that the optimal material is found and implemented for each part of the vehicle. With extremely light high-tech materials such as aluminium and carbon fibre, **BMW EfficientLightweight** is pursuing the goal of minimising vehicle weight. That leads to even more aerodynamic driving characteristics, increased stability, and heightened vehicle safety and comfort.



BMW EFFICIENT LIGHTWEIGHT

BMW EfficientLightweight stands for intelligent lightweight construction that contributes significantly to increased driving dynamics and efficiency. Weight reduction is the basis for the best driving dynamics and exemplary efficiency. Weight-optimised materials such as high-tensile steel, aluminium and magnesium are utilised when constructing various components.

AERODYNAMICS

With targeted measures focusing on aerodynamics, BMW has optimised drag coefficient and efficiency as well as interior acoustics. Fuel consumption has also been reduced. The Active Air Stream kidney grille, the Air Breather, the Air curtain on the front wheels are targeted and detailed measures to further reduce air resistance.

MILD HYBRID TECHNOLOGY

From Autumn 2019, the BMW 5 Series Touring (520d and 520d xDrive) will feature 48V Mild Hybrid Technology. This provides many benefits including improved recovery of kinetic energy during braking and support of the combustion engine when accelerating, to help reduce CO₂ emissions whilst improving fuel consumption and performance.

IN THE BMW 5 SERIES SALOON.



www.bmw.co.uk/connected

REGISTERS UP TO **360** DEGREES
OF THE VEHICLE'S SURROUNDINGS.

Enjoy the ultimate in comfort and safety with the BMW Personal CoPilot. Whether it's for driving, parking or visibility, you can rely on BMW Personal CoPilot driver assistance systems in every situation. The most cutting-edge systems, such as radar, ultrasound and cameras, dependably register the vehicle's surroundings, forming the basis for intelligent driver assistance systems. Either activated when desired, or as emergency assistance in the background – BMW Personal CoPilot assistance systems make every journey in your BMW even safer and more enjoyable.

CONNECTED FOR
OVER **20** YEARS.


Focused on the future – from the very beginning. By the 1990s, BMW had already made headway in connected mobility. Another milestone of the digital future was surpassed in 2004 with vehicles with built-in SIM cards. Then came the first online functionality, Google Services and innovative display systems such as the BMW Head-up Display. Throughout this process, the desires of the customer have always taken centre stage. In a first for a premium automobile manufacturer, BMW makes it possible to book and pay for services flexibly via the BMW ConnectedDrive Store, in the vehicle or on a computer at home. And with the introduction of BMW Connected and the Open Mobility Cloud, BMW is taking the next steps into the future of mobility.

MORE THAN **20** SERVICES AND APPS
IN THE BMW CONNECTED DRIVE STORE.

The ConnectedDrive Services equipment forms the basis for intelligent BMW ConnectedDrive functions, as well as for the integration of selected smartphone apps. This equipment also provides access to the BMW ConnectedDrive Store, in which services and apps can be ordered and extended easily, any time and anywhere to suit the user's individual requirements – for example with the Concierge Service or Remote Services, which turn every drive into a convenient and entertaining experience.

IN TOUCH **24/7**
WITH BMW CONNECTED.

What would it be like if you were never late again? What if your BMW already knew your preferred destinations? How would you like reliable navigation, whether you're sitting in your vehicle or not? BMW Connected provides you with the information you want, when and where you want it. BMW Connected is a personal mobility assistant which facilitates your everyday mobility and aids you in reaching your destinations relaxed and on time. With the BMW Connected app, mobility-relevant information such as recommendations for optimal departure times are available at any time via smartphone or smartwatch and can be seamlessly transmitted to the car.



BMW CONNECTED

BMW Connected is a personal mobility assistant which facilitates everyday mobility and aids drivers in reaching their destinations relaxed and on time. Mobility-relevant information such as recommendations for optimal departure times are available remotely via iPhone or Apple Watch and can be seamlessly transferred into the car.

PARKING ASSISTANT PLUS

Parking Assistant Plus makes parking and manoeuvring the vehicle easier. It features Surround-view including Top-view, Remote 3D view, Panorama view, PDC and Park Assist with linear guidance, which parks the vehicle parallel or perpendicular to the lane completely automatically. The system works by measuring potential spaces while driving past at a low speed.¹

DRIVING ASSISTANT PLUS

Driving Assistant Plus offers greater comfort and security during monotonous or complex driving situations. These can include traffic jams, stop-and-go traffic or long journeys through the city, on country roads or motorways, along with navigating junctions and lane changes.¹

REMOTE 3D VIEW

With Remote 3D view, the user can conveniently see the parked vehicle's surroundings on a smartphone. The Remote 3D view function can be activated via the BMW Connected App (for iOS). It also allows the user to quickly and easily observe the area around the vehicle, for example during a storm. The image is displayed as a 3D representation, allowing the user to see various perspectives. Remote 3D view can be activated three times within two hours.²

¹ Available as optional equipment.
² Only with and included in Parking Assistant Plus.

■ Standard equipment □ Optional equipment



Integral Active Steering combines support that varies based on the steering angle on the front axle and rear wheels that also contribute to steering. The variable steering ratio enhances the steering angle while manoeuvring which makes the steering more direct. Available as optional equipment. Not available for 530e and 530e xDrive models.

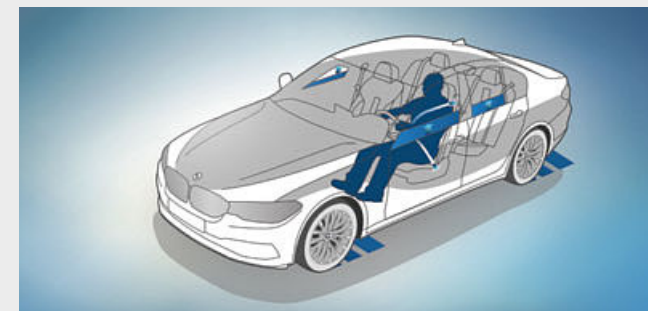
The **eight-speed Sport automatic transmission** offers incredibly sporty gear changes. Whether automatic or manual using gearshift paddles or gear lever, for comfortable coasting or incredibly dynamic driving. In Sport mode and with the gear lever in the left-hand S/M position, the gear shifts are configured for maximum performance. Standard for 530i, 540i xDrive, 530d and 530d xDrive models.

Variable Damper Control makes it possible to adjust the damper characteristics to suit any given driving situation increasing comfort and driving dynamics. Available as optional equipment.

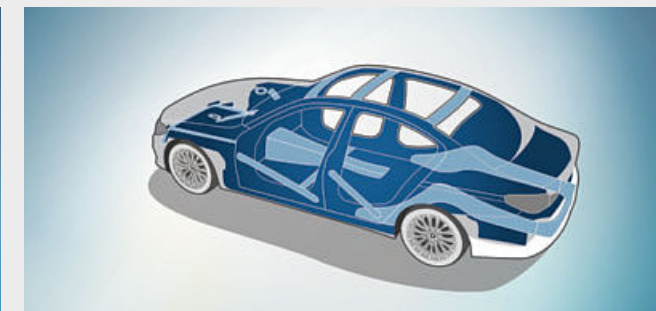
The **intelligent BMW xDrive all-wheel drive system** smoothly and variably distributes drive power to the front and rear wheels for maximum traction, driving dynamics and safety in every driving situation. For even better agility, the electronically controlled power distribution counterbalances over and under-steering on bends, among other things. Available dependent on engine variation.

Adaptive Drive is an individually selected suspension setup that minimises the tendency of the vehicle's body to roll when cornering at high speed. It includes the Dynamic Drive function. The system is based on active anti-roll bars at the front and rear axles and it is in constant operation when the car is on the move. Optionally available for 540i xDrive, 530d and 530d xDrive models.

M Sport suspension is lowered by roughly ten millimetres. It also features shorter suspension springs and tighter damper settings, as well as harder stabilisers. Together these result in improved traction and reduced body roll, which in turn allows for an extremely athletic driving style.



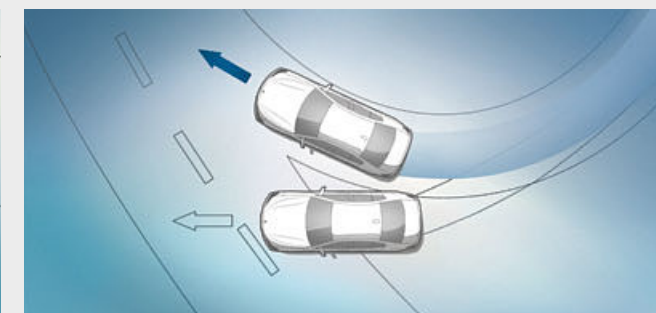
□ **Dynamic Safety** is the BMW ConnectedDrive preventive passenger protection system. Dynamic Safety warns the driver if it detects signs of tiredness, safety belts are pre-tensioned in critical situations, electric seats are returned to upright positions and the windows and sliding roof are closed. After an accident occurs, the brakes are automatically applied until the car reaches a standstill.



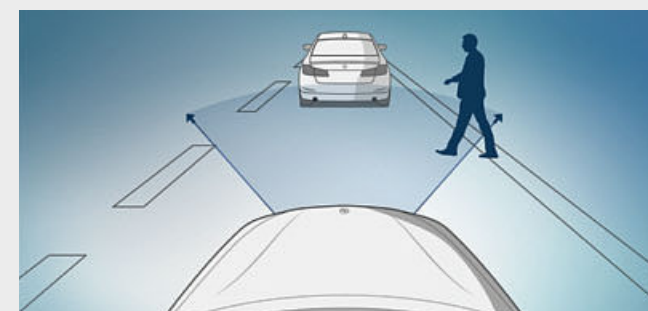
■ The extremely torsionally stiff but light **body construction** provides the basis for sporty driving dynamics, high-precision steering and agility. Additionally, it offers the passengers the best possible all-round protection.



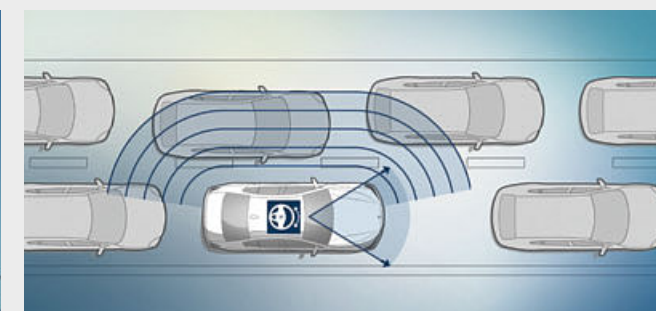
□ **BMW Icon Adaptive LED Headlights**, variable city and motorway light distribution optimally illuminate the road ahead. Even at a standstill, the integrated cornering lights are automatically activated by signalling or turning the steering wheel and are active at speeds of up to 35mph.



■ **Dynamic Stability Control (DSC)** uses sensors to constantly assess the vehicle's movements, optimising directional stability and traction by intervening in engine and brake management. This increases driving safety.



□ **Person warning with city braking function** actively assists the driver with the prevention of collisions involving pedestrians. It is active at speeds of up to 35mph and preconditions the brakes for increased responsiveness. In the event of an emergency, the system prevents a collision or ensures that the collision speed is considerably reduced.^{1,2}



□ The **Lane Departure Warning** detects lane markings and alerts the driver before an unintentional lane change at speeds above around 45mph by means of vibrations in the steering wheel. The warning is not activated if the lane change is deliberate, that is, when the indicator has been activated.²

¹ Functionality can be restricted by darkness and fog.
² As part of Driving Assistant or Driving Assistant Plus.

Discover more with the BMW brochures app. Now available for your smartphone and tablet.



- The BMW Live Cockpit Professional includes a high-quality display network consisting of a high-resolution 10.25" Control Display that can be operated by touch and a fully digital 12.3" instrument display.
- The Aluminium fine cutting interior trim with Pearl Chrome highlight provides an exquisitely unique, driver-orientated cockpit.

■ Standard equipment □ Optional equipment



□ 19" light alloy W-spoke style 663 wheels in Bicolour with run-flat tyres, front 8J x 19 with 245/40 R19 tyres and rear 9J x 19 with 275/35 R19 tyres. Optional for SE models.



□ 18" light alloy V-spoke style 684 wheels, front and rear 8J x 18 with 245/45 R18 tyres. Optional for SE models.

SE model equipment highlights:

- 17" light alloy V-spoke style 618 wheels (520i/520d/520d xDrive only)
- 17" light alloy V-spoke style 631 wheels (530e only)
- 18" light alloy Multi-spoke 619 wheels (530i/540i xDrive/530e xDrive/530d/530d xDrive only)
- Air conditioning, automatic with two-zone control
- Ambient lighting
- Automatic transmission with gearshift paddles (520i/530e/530e xDrive/520d/520d xDrive only)
- BMW Live Cockpit Professional
- Connected Package Professional
- Cruise control with braking function
- Drive Performance Control
- Interior trim, Aluminium fine cutting with Pearl Chrome highlight
- LED Headlights
- Multi-functional digital Instrument cluster
- Park Distance Control (PDC), front and rear
- Seat heating, front
- Sport automatic transmission with gearshift paddles (530i/540i xDrive/530d/530d xDrive only)
- Sport leather steering wheel, three-spoke



■ 17" light alloy V-spoke style 618 wheels, front and rear 7.5J x 17 with 225/55 R17 tyres. Standard for 520i, 520d and 520d xDrive SE models.

M SPORT.

Discover more with the BMW brochures app. Now available for your smartphone and tablet.



■ The M-specific leather steering wheel with multi-functional buttons highlight its sporty character within the interior.



■ Seats in Black Dakota leather with Exclusive stitching in Blue create dynamic highlights inside the vehicle.

■ Standard equipment □ Optional equipment



■ 18" M light alloy Double-spoke style 662 M wheels, front 8 J x 18 with 245/45, rear 9 J x 18 with 275/40 tyres. Standard on 520i, 520d and 520d xDrive M Sport models.



□ 19" M light alloy Double-spoke style 664 M wheels, Black with run-flat tyres, front 8J x 19 with 245/40 R19 tyres and rear 9J x 19 with 275/35 R19 tyres. Optional for M Sport models.

M Sport model exterior equipment:

- M aerodynamic bodystyling
- LED foglights
- 18" M light alloy Double-spoke style 662 M wheels (520i/520d/520d xDrive only)
- 18" M light alloy Double-spoke style 664 M wheels (530i/540i xDrive/530e/530e xDrive/530d/530d xDrive only)
- M Sport suspension (excludes 530e/530e xDrive)
- M Sport braking system (530i/540i xDrive/530e/530e xDrive/530d/530d xDrive only)
- High-gloss Shadowline exterior trim
- M designation on the front side panels
- Exhaust tailpipe trim in Chrome, quadrilateral, left and right

M Sport model interior equipment:

- Door sill inlays with illuminated BMW M designation
- Sport seats for driver and front passenger in Dakota leather
- M Sport leather steering wheel with multi-function buttons
- Headlining, Anthracite
- Instrument panel in Sensatec
- Interior trim in Aluminium Rhombicle with Pearl Chrome trim finisher, other trims available
- M-specific floor mats
- M-specific key


THE BMW 530e SALOON.



As a Plug-in Hybrid, the **BMW 530e Saloon** combines a BMW TwinPower Turbo four-cylinder petrol engine featuring 184hp (135kW) with a 95hp (70kW) electric motor to achieve a combined system output of 252hp (185kW). Intelligent energy management co-ordinates all the conventional BMW drive components with efficient BMW eDrive technology. Depending on the battery's charge status and the amount of power required by the driver, the electric motor can either drive the vehicle by itself or support the internal combustion engine. When braking it is even able to convert kinetic energy into electrical energy that is then fed into the high-voltage lithium-ion battery. At home, using a conventional household socket or an optional BMW i Wallbox you can ensure you are optimally prepared for every journey. Even when you are out and about with the ever increasing number of charging points and Connected eDrive Services, you can charge your BMW quickly and easily.



Connected eDrive Services provide remote control capability of specific vehicle functions with additional features unique to 530e and 530 xDrive vehicles. For example, as well as being able to remotely lock/unlock the vehicle, you have access to the charge status of the vehicle and have the ability to set charge times.



The instrument cluster includes dials that help the driver to make particularly efficient use of the electric drive with information such as battery charge level and drive status.



The charging port for the external charging of the high voltage battery can be found behind a flap on the vehicle's front side panel on the left. The charging port is protected from harmful environmental effects by a special gasket ring.



The 530e Saloon is distinguished by an eDrive badge on the C-pillars and model designation at the rear.

BMW INDIVIDUAL.

THE EXPRESSION OF PERSONALITY.



BMW Individual paint finish Frozen Arctic Grey metallic in sporty elegance with the 20" BMW Individual light alloy wheels V-spoke style 759 I.



BMW Individual fine grain Merino leather in Caramel, Anthracite headliner, Plum Brown High-gloss wood and additional BMW Individual features.



BMW Individual fine-grain Full Merino leather in Caramel with contrasting weave-look stitching and piping.

BMW Individual offers you a variety of options to customise the BMW 5 Series Saloon according to your personal wishes. A degree of customisation is in your hands. Add your personal driving experience to the typical BMW driving pleasure. Choose what suits you the most from particularly high-quality equipment options such as: exclusive BMW Individual paint finishes, available via special request, that show style and confidence. Soft, voluminous leather upholstery combined with interior trims, made of fine woods, turn the interior into your personal space. With a generous selection of combinations there is certain to be a style that suits your personality – thanks to BMW Individual.

EQUIPMENT HIGHLIGHTS.

Discover more with the BMW brochures app. Now available for your smartphone and tablet.

■ Standard equipment □ Optional equipment



□ The BMW Icon Adaptive LED Headlights include BMW Selective Beam, cornering lights and adaptive headlights. The light colour is similar to daylight and provides an ideal, even illumination of the road to improve visibility and make driving in the dark less tiring. The iconic light design with four light elements makes the vehicle recognisable as a BMW even at night.

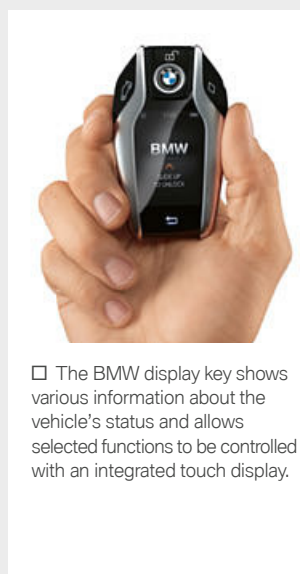


□ The electric glass sunroof with slide and lift function, including an electric sliding interior roof, anti-trap protection, as well as comfort opening and closing, allows the airflow to be individually regulated to create a pleasant interior climate. The integrated wind deflector prevents draughts from developing in the interior and ensures a lower level of wind noise.



□ Automatic tailgate operation allows the convenient opening and closing of the tailgate by simply pressing the conveniently located button in the door panelling or on the car key. The tailgate can also be opened in the conventional manner, using the outside handle, and closed using a button on the inside of the tailgate.

□ Comfort Access allows keyless entry to the vehicle via both the driver and passenger doors as well as the bootlid.¹



□ The BMW display key shows various information about the vehicle's status and allows selected functions to be controlled with an integrated touch display.



□ The soft-close function pulls the slightly open door shut automatically and almost silently.



□ If the indicator is on, the radar-based Lane Change Warning warns the driver of approaching vehicles in the blind spot as well as vehicles in the neighbouring lane. The system functions beginning at speeds of 15mph, and in dangerous situations, it causes the steering wheel to vibrate and the triangle symbol in the exterior mirror to flash. This function is part of Driving Assistant and Driving Assistant Plus.



■ The Air Breathers channel air to the front wheels and reduce air resistance.



□ The towbar with electrically-adjustable tow ball is approved for heavy loads of up to 2,000kg. In order to stabilise things, trailer stability control automatically brakes the pulling vehicle if the trailer begins to swing. The electrically-adjustable tow ball is not visible when stowed under the rear apron.²



□ The Matt Aluminium exterior trim brings luxurious accents to the exterior with window finishers and side frame trim strips. The exterior mirror frames and bases in High-gloss Black create a stylish contrast to these elements.



□ The 20" BMW Individual light alloy V-spoke style 759 I wheels with M Sport braking system features exceptional braking performance. The M Sport braking system is exclusively available for 530i/540i xDrive/530e/530e xDrive/530d/530d xDrive M Sport models.

¹ Contactless opening and closing of the tailgate only available in conjunction with automatic tailgate operation.

² The maximum permissible rear axle load in trailer operation is 750Kg for the 530e model. This option cannot be selected with 20" BMW Individual light alloy V-spoke style 759 I wheels, Bicolour, with mixed, run-flat tyres.

EQUIPMENT HIGHLIGHTS.

Discover more with the BMW brochures app. Now available for your smartphone and tablet.

■ Standard equipment □ Optional equipment



□ With BMW Gesture Control, certain functions can be operated by means of defined hand movements. For certain operations the system will for example recognise gestures such as 'swiping' or 'pointing' for accepting or rejecting an incoming call, or circular motions of the index finger to adjust volume.



□ Automatic air conditioning with four-zone control comes with the equipment included in automatic air conditioning with two-zone control with extended features, along with two air vents in the B columns. Additionally, the rear passengers can individually adjust their own climate via a separate control element with display.



■ Ambient lighting creates a relaxed lighting atmosphere, including ambient light accents and the welcome light.



□ Comfort seats for driver and front passenger can be electrically adjusted in a variety of ways and provide a perfect seating position for a relaxed arrival.

□ The lumbar support for the driver and front passenger seats can be adjusted both vertically and laterally, allowing for an orthopaedically optimised seating position.



□ The Bowers & Wilkins Diamond Surround Sound System with two Diamond Dome tweeters features outstanding studio-quality sound for every seat in the car. The 16 carefully positioned speakers ensure a mesmerising sound experience. The speakers are illuminated, visually emphasising the system's outstanding sound quality.



□ The Ambient Air Package comprises a fragrance dispersal function and an air ionisation function.



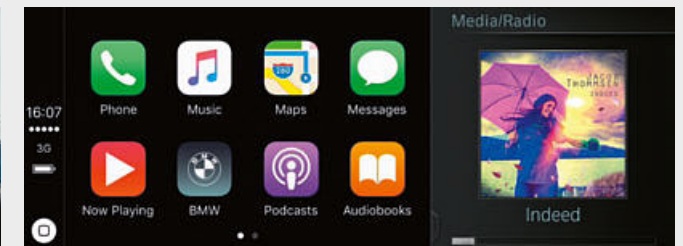
□ Enhanced Bluetooth with wireless charging offers a comprehensive telephony package with Bluetooth connectivity and the technical capacity for a WiFi hotspot.¹



□ Seat ventilation in the front provides a cool and pleasant seat temperature in warm weather, resulting in a more comfortable driving experience. Only with Comfort seats, front.



□ The full-colour BMW Head-up Display projects all information relevant to the journey directly into the driver's field of vision. Information displayed is dependent on chosen optional equipment.



□ Apple CarPlay[®] preparation enables wireless and comfortable usage of your iPhone[®] in your vehicle via Apple CarPlay[®]. It is operated seamlessly via the vehicle's user interface.²



□ BMW Night Vision with pedestrian recognition makes people and large animals visible on the Control Display from a distance using infrared imaging and illuminates them with the Dynamic Light Spot in the main headlight. An additional warning system is also automatically activated when the vehicle is started, regardless of the status of the imaging display.



□ Driving Assistant Plus offers automatic driving with greater comfort and security in monotonous and dangerous situations. These can include on the one hand traffic jams, slow-moving traffic or long journeys through the city, on country roads or motorways and on the other hand navigating junctions and hazardous lane changes. The vehicle takes action when the driver either cannot or will not.



□ Parking Assistant Plus makes parking and manoeuvring the vehicle easier. It features Surround-view including Top-view, Remote 3D view, Panorama view, PDC and Park Assist with linear guidance, which parks the vehicle parallel or perpendicular to the lane completely automatically. The system works by measuring potential spaces while driving past at a low speed.



□ The reversing assist camera enables improved orientation when reversing at speeds below 10mph, for example when parking. It shows the area behind the car on the Control Display. Interactive track lines for measuring distance and turning circles assist the driver when manoeuvring, obstacles are marked in colour.


¹ For smartphones without an inductive charging function, charging cases are available to purchase via BMW Accessories.

² Compatibility and functions may vary due to the model year of the iPhone[®] and the version of software installed on it. Functions using a data connection will use data from the SIM card in the iPhone[®]. Additional data charges may be applied by the mobile network provider.


EXTERIOR COLOURS.

Discover more with the BMW brochures app. Now available for your smartphone and tablet.

■ Standard equipment □ Optional equipment



M SPORT



[Colours] The colours printed above are intended to provide you with a first impression of paints and materials available for your BMW. Experience has shown, however, that printed images of paint, upholstery and interior trim colours cannot faithfully reproduce the actual

appearance of the originals. We recommend therefore that you consult your BMW Retailer who will be able to show you original samples and assist with any requests.

¹ Not available for M Sport models.

² Exclusively available for M Sport models.

INTERIOR COLOURS.

Discover more with the BMW brochures app. Now available for your smartphone and tablet.

■ Standard equipment □ Optional equipment

LEATHER

Available with



■ SE

Dakota leather
LCSW Black/Black interior world




■ M Sport

Dakota leather
LCFK Black with Exclusive stitching and contrast piping/Black interior world




□ SE
□ M Sport

Dakota leather
LCRO Cognac with Exclusive stitching and contrast piping/Black interior world



□ SE
□ M Sport


Dakota leather
LCFI Ivory White with Exclusive stitching and contrast piping/Black interior world



□ M Sport


Dakota leather
LCTJ Night Blue with Exclusive stitching and contrast piping/Black interior world

Available with



□ M Sport

Dakota leather
LCNL Black with contrast stitching in Blue/Black interior world¹




□ M Sport

Exclusive Nappa leather
LZFK Black with Exclusive stitching and contrast piping/Black interior world²



□ M Sport

Exclusive Nappa leather
LZFI Ivory White with Exclusive stitching and contrast piping/Black interior world²



□ M Sport

Exclusive Nappa leather
LZNI Mocha with Exclusive stitching and contrast piping/Black interior world²

INTERIOR TRIMS

Available with



■ M Sport

4K7 Aluminium Rhombic with Pearl Chrome highlight




■ SE
□ M Sport

4K9 Aluminium fine cutting with Pearl Chrome highlight



□ SE
□ M Sport

4LH Fineline Cove fine-wood with Pearl Chrome highlight



□ SE
□ M Sport

4LF Fineline Ridge fine-wood with Pearl Chrome highlight



□ SE
□ M Sport

4LG Dark Burl Walnut fine-wood with Pearl Chrome highlight



□ SE
□ M Sport

4LQ Poplar grain Grey fine-wood with Pearl Chrome highlight

BMW INDIVIDUAL INTERIOR TRIMS

Available with



□ SE
□ M Sport

BMW Individual interior trim
4ML Piano Black



□ SE
□ M Sport

BMW Individual interior trim
XEW Sen Light Brown fine-wood




□ SE
□ M Sport

BMW Individual interior trim
4WY Plum Brown fine-wood with Pearl Chrome highlight


BMW INDIVIDUAL LEATHER

Available with




□ SE
□ M Sport

Full Merino leather
ZBFU Smoke White/Black interior world³



□ SE
□ M Sport

Full Merino leather
ZBTQ Tartufo/Black interior world³




□ SE
□ M Sport

Full Merino leather
ZBCR Caramel/Black interior world³


INTERIOR COLOURS

Available with



■ SE
■ M Sport

Black




□ SE
□ M Sport

Canberra Beige

HEADLINING

Available with



□ SE
■ M Sport

Headlining
775 Anthracite

BMW INDIVIDUAL HEADLINING

Available with



□ SE
□ M Sport

BMW Individual headlining
776 Alcantara Anthracite

Please note that even normal long or short-term use can lead to permanent upholstery damage. This can be caused in particular by non-colourfast clothing.

The interior colour is dependent on the chosen upholstery colour.

¹ Not available in conjunction with comfort seats or Premium package.

² Only in conjunction with comfort seats and through-loading system.

³ Includes BMW Individual leather instrument panel. Only with Anthracite Headliner. Only BMW Individual Door sill finishers for SE models.

WHEELS AND TYRES.

Discover more with the BMW brochures app. Now available for your smartphone and tablet.



□ 20" BMW Individual light alloy V-spoke style 759 I wheels Bicolour, front 8J x 20 with 245/35 R20 tyres and rear 9J x 20 with 275/30 R20 tyres.



□ 19" light alloy W-spoke style 663 wheels in Bicolour with run-flat tyres, front 8J x 19 with 245/40 R19 tyres and rear 9J x 19 with 275/35 R19 tyres. Optional for SE models.



■ 17" light alloy V-spoke style 618 wheels, front and rear 7.5J x 17 with 225/55 R17 tyres. Standard for 520i, 520d and 520d xDrive SE models.



□ 17" light alloy V-spoke style 631 wheels, front and rear 8J x 18 with 225/55 R17 tyres. Optional for 520i, 520d and 520d xDrive SE models. Standard for 530e SE model.



■ 18" light alloy Multi-spoke style 619 wheels, front and rear 8J x 18 with 245/45 R18 tyres. Standard on 530i, 540i xDrive, 530d, 530d xDrive and 530e SE models.



□ 19" M light alloy Double-spoke style 664 M wheels, Black with run-flat tyres, front 8J x 19 with 245/40 R19 tyres and rear 9J x 19 with 275/35 R19 tyres. Optional for M Sport models.



□ 18" light alloy V-spoke style 684 wheels, front and rear 8J x 18 with 245/45 R18 tyres. Optional for SE models.



■ 18" M light alloy Double-spoke style 662 M wheels, front 8 J x 18 with 245/45, rear 9 J x 18 with 275/40 tyres. Standard on 520i, 520d and 520d xDrive M Sport models.



■ 19" M light alloy Double-spoke style 664 M wheels with run-flat tyres, front 8J x 19 with 245/40 R19 tyres and rear 9J x 19 with 275/35 R19 tyres. Standard on 530i, 540i xDrive, 530d, 530d xDrive and 530e M Sport models.

GENUINE BMW ACCESSORIES.

Equipment 40 | 41

■ Standard equipment □ Optional equipment ○ Accessories




○ This contemporary **BMW Roof box** in Black with titanium silver side trims has a 520-litre capacity and fits all BMW Roof rack systems. It can be opened from both sides and features triple central locking on each side which makes it easy to load and provides anti-theft locking. BMW Roof boxes in other sizes are also available.

○ **20" light alloy Cross-spoke style 636 wheels, Liquid Black** with mixed tyres and run-flat tyres.



○ **BMW roof bars** allow you to transport a number of items on the roof of your car, such as roof boxes, bike carriers and ski/snowboard holder.




○ **Travel & Comfort System – base carrier.** Provides an option to attach clothes hangers, a folding table, universal hooks or holders for GoPro cameras, iPads™ or Samsung Galaxy Tablets to the front seat headrest.



○ **Travel & Comfort System – iPad/Tablet Holder.** Allows you to attach a range of tablets to the front seat headrest.



○ **All-weather floor mats** – precision-fit protection from dirt and moisture in the footwell.



○ **BMW Display Key Case** – the precision-fit case made from Nappa leather protects the BMW display key.



○ **Wireless charging case** for charging various Apple iPhone™ models via induction without a cable; mobile phone case also serves as protective case.



○ Precisely-fitted, durable, anti-slip, water-resistant **Luggage Compartment Mat.** Black with the number 5 featured as a stainless steel inlay.

BMW 540i xDrive M SPORT SALOON:

BMW TwinPower Turbo six-cylinder in-line petrol engine, 340hp (250kW), 20" BMW Individual light alloy V-spoke style 759 I Bicolour wheels with mixed tyres, Bluestone metallic paint, Dakota leather seats in Ivory White with Exclusive stitching and Finline Ridge fine-wood interior trim with Pearl Chrome finisher.

BMW 530e SALOON:

BMW TwinPower Turbo four-cylinder in-line petrol engine, 184hp (135kW), electric motor 95hp (70kW), 19" light alloy V-spoke style 635 wheels with mixed tyres (not available for UK market), Glacier Silver metallic paint, Dakota leather seats in Night Blue with Exclusive stitching and contrast piping and BMW Individual interior trim Piano Black.

The models illustrated in this catalogue show the equipment and configuration options (standard and optional) for vehicles produced by BMW AG for the German market. Alterations in standard and optional equipment and the configurations available for the different models, as described in this brochure, may differ at the time of printing, or according to the specific requirements of other markets. Your local BMW Retailer is available to provide further details. Subject to alteration in design and equipment. Part number 01 29 2 466 875 V2. November 2019.

© BMW AG, Munich/Germany. Not to be reproduced wholly or in part without written permission of BMW AG, Munich.